



# How to check in for your video visit

1 Use a computer or device with camera/microphone



PC and Mac  
Chrome | Firefox | Safari

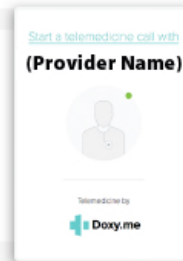


Android  
Chrome



iOS  
Safari

2 To enter the virtual waiting room click on the Link on our website that has the name of the Provider you have an appointment with...

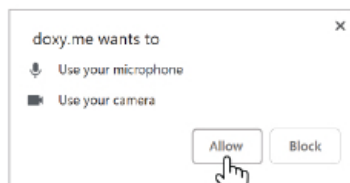
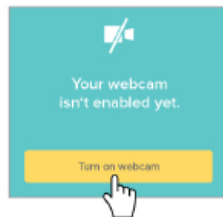


3 Type in your name and click check in



- ✓ Secure
- ✓ No software to download
- ✓ HIPAA compliant
- ✓ No registration needed

4 Allow your browser to use your webcam and microphone



5 Your care provider will start your visit

### Call Tips

- Have a good internet connection
- Restart your device before the visit
- Use the [Start Test](#) button in the waiting room
- Need help? Send us a message <https://doxy.me>